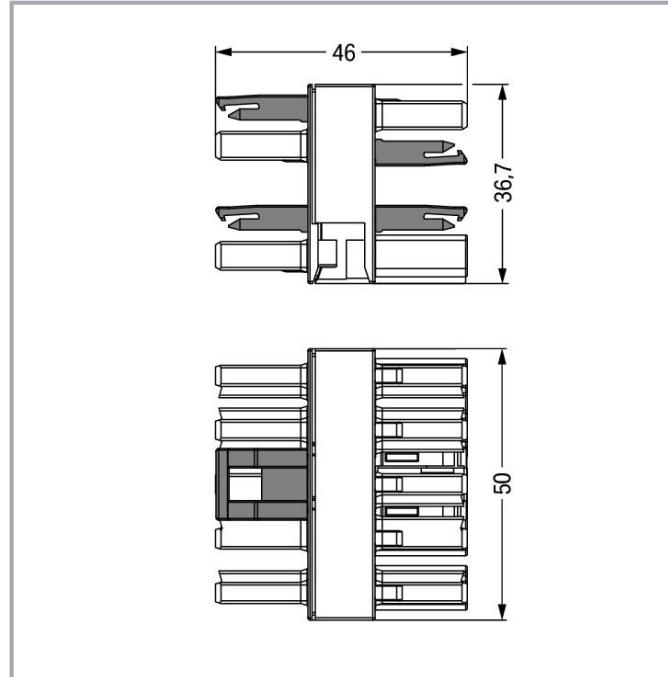



## Data sheet | Item number: 770-618

3-way distribution connector; 5-pole; Cod. I; 1 input; 3 outputs; blue

[www.wago.com/770-618](http://www.wago.com/770-618)



### Item description

- Protected against mismatching and maintenance-free
- Additional variable coding is possible.

### Data

#### Electrical data

Note on contact resistance

approx. 1 m $\Omega$  of contact resistance approx. 0.25 m $\Omega$  contact transition plug/socket

### IEC Approvals

Ratings per	IEC/EN 60664-1
Rated voltage (III / 3)	400 V
Rated surge voltage (III/3)	6 kV
Rated current	25 A

Subject to changes. Please also observe the further product documentation!

WAGO Corporation  
Germantown, WI 53022  
Phone: 1-800-DIN-RAIL (346-7245) | Fax: (262) 255-6222  
Email: [info.us@wago.com](mailto:info.us@wago.com) | Web: [www.wago.us](http://www.wago.us)

Do you have any questions about our products?  
We are always happy to take your call at (262) 255-6222 or 1 800-DIN-RAIL.



Legend (ratings)

(III / 3) ≙ Overvoltage category III / Pollution degree 3

## Ratings per UL

Hinweis für den amerikanischen Markt

Application note for the U.S. market (USR): Some versions may also be used for current interruption in accordance with the UL certificate in select applications with currents below 16 A and voltages up to 600 V. For further information, please contact your local sales office.

Rated voltage UL 1977	600 V
Rated current UL 1977	23 A

## Connection data

Pole No.	5
Total number of potentials	5
Ground function	preceding ground contact

## Physical data

Pin spacing	10 mm / 0.394 inch
Width	50 mm / 1.969 inch
Height	36.7 mm / 1.445 inch
Depth	46 mm / 1.811 inch

## Mechanical data

Application	DALI, Lighting Management
Coding	I
Marking	N L DA- DA+
Potential marking	N L DA- DA+
Mating force of a plug-in connection	approx. 20 ... 70 N (depending on pole number)
Retention force of a plug-in connection	When locked: > 80 N
Unmating force of a plug-in connection	Unlocked: approx. 20 ... 70 N (depending on pole number)
Number of mating cycles	200, without resistive load
Distributor type	Distribution connector, 3-way,
Protection class	IP20; When mated: IP2xC (These compact connectors are not designed for use in open, easily accessible areas!)
Protection type	IP20
Note on protection type	When mated: IP2xC (These compact connectors are not designed for use in open, easily accessible areas!)

Subject to changes. Please also observe the further product documentation!

WAGO Corporation  
 Germantown, WI 53022  
 Phone: 1-800-DIN-RAIL (346-7245) | Fax: (262) 255-6222  
 Email: [info.us@wago.com](mailto:info.us@wago.com) | Web: [www.wago.us](http://www.wago.us)

Do you have any questions about our products?  
 We are always happy to take your call at (262) 255-6222 or 1 800-DIN-RAIL.



## Plug-in connection

Contact type (pluggable connector)	Socket/plug
Mismating protection	Yes
Note on mismating protection	All WINSTA <sup>®</sup> components are 100% protected against mismating when: a.) plugging different numbers of poles b.) plugging while rotated 180 c.) plugging while laterally staggered d.) plugging one pole
Locking lever	yes
Locking of plug-in connection	locking lever
Hinweis zur Verriegelung	All connectors for mounted installations (snap-in versions for lighting fixtures or devices, all types of PCB and distribution connectors) are factory-equipped with locking levers to ensure plugs and sockets are securely locked. Additional locking levers are only required for flying leads (plug/socket).
Number of locking levers	4

## Material data

Color	blue
Insulation material	Polyamide (PA66)
Contact material	Copper or copper alloy (surface-treated)
Fire load	0.679 MJ
Weight	42.5 g

## Environmental requirements

Processing temperature	-5 ... +40 °C
Continuous operating temperature	-35 ... +85 °C
Note on continuous operating temperature	Insulating parts for temperatures ≤ 105 °C

## Commercial data

Product Group	20 (WINSTA)
Packaging type	BOX
Country of origin	DE
GTIN	4050821394778
Customs tariff number	8536694040


## Approvals / Certificates

### UL-Approvals








Subject to changes. Please also observe the further product documentation!

WAGO Corporation  
 Germantown, WI 53022  
 Phone: 1-800-DIN-RAIL (346-7245) | Fax: (262) 255-6222  
 Email: [info.us@wago.com](mailto:info.us@wago.com) | Web: [www.wago.us](http://www.wago.us)

Do you have any questions about our products?  
 We are always happy to take your call at (262) 255-6222 or 1 800-DIN-RAIL.



Logo	Approval	Additional Approval Text	Certificate name
	cURus Underwriters Laboratories Inc.	UL 1977	E45171 Sec. 9

## Counterpart



	<b>Item no.770-1105</b> Socket; 5-pole; Cod. I; 4,00 mm <sup>2</sup> ; blue	<a href="http://www.wago.com/770-1105">www.wago.com/770-1105</a>
	<b>Item no.770-1105/022-000</b> Socket; with strain relief housing; 5-pole; Cod. I; 4,00 mm <sup>2</sup> ; blue	<a href="http://www.wago.com/770-1105/022-000">www.wago.com/770-1105/022-000</a>
	<b>Item no.770-1115/022-000</b> Plug; with strain relief housing; 5-pole; Cod. I; 4,00 mm <sup>2</sup> ; blue	<a href="http://www.wago.com/770-1115/022-000">www.wago.com/770-1115/022-000</a>
	<b>Item no.770-1115</b> Plug; 5-pole; Cod. I; 4,00 mm <sup>2</sup> ; blue	<a href="http://www.wago.com/770-1115">www.wago.com/770-1115</a>
	<b>Item no.771-9985/106-101</b> pre-assembled connecting cable; Eca; Socket/open-ended; 5-pole; Cod. I; H05VV-F 5G 1.5 mm <sup>2</sup> ; 1 m; 1,50 mm <sup>2</sup> ; blue	<a href="http://www.wago.com/771-9985/106-101">www.wago.com/771-9985/106-101</a>
	<b>Item no.771-9985/206-101</b> pre-assembled connecting cable; Eca; Plug/open-ended; 5-pole; Cod. I; H05VV-F 5G 1.5 mm <sup>2</sup> ; 1 m; 1,50 mm <sup>2</sup> ; blue	<a href="http://www.wago.com/771-9985/206-101">www.wago.com/771-9985/206-101</a>
	<b>Item no.771-9985/006-101</b> pre-assembled interconnecting cable; Eca; Socket/plug; 5-pole; Cod. I; H05VV-F 5G 1.5 mm <sup>2</sup> ; 1 m; 1,50 mm <sup>2</sup> ; blue	<a href="http://www.wago.com/771-9985/006-101">www.wago.com/771-9985/006-101</a>

## Required accessories

### Cover

	<b>Item no.: 770-201</b> Lockout cap; 12-pole, separable; 12-pole; for sockets; black	<a href="http://www.wago.com/770-201">www.wago.com/770-201</a>
	<b>Item no.: 770-221</b> Lockout cap; for socket; 12-pole; separable; white	<a href="http://www.wago.com/770-221">www.wago.com/770-221</a>
	<b>Item no.: 770-360</b> Lockout cap; for plugs; 5-pole; separable; yellow	<a href="http://www.wago.com/770-360">www.wago.com/770-360</a>

### Mounting

	<b>Item no.: 770-625</b> Mounting plate; 5-pole; for distribution connectors; Plastic; black	<a href="http://www.wago.com/770-625">www.wago.com/770-625</a>
	<b>Item no.: 770-675</b> Mounting plate; 5-pole; for distribution connectors; Plastic; white	<a href="http://www.wago.com/770-675">www.wago.com/770-675</a>

Subject to changes. Please also observe the further product documentation!



## Downloads Documentation

### Bid Text

770-618 X81 - Datei	Feb 19, 2019	xml 2.8 kB	Download
------------------------	--------------	---------------	----------

770-618 doc - Datei	Mar 12, 2015	doc 23.6 kB	Download
------------------------	--------------	----------------	----------

## CAD files

### CAE data

WSCAD Universe 770-618		URL	Download
------------------------	--	-----	----------

ZUKEN Portal 770-618		URL	Download
----------------------	--	-----	----------

### CAD data

2D/3D Models 770-618		URL	Download
----------------------	--	-----	----------

## Environmental Product Compliance

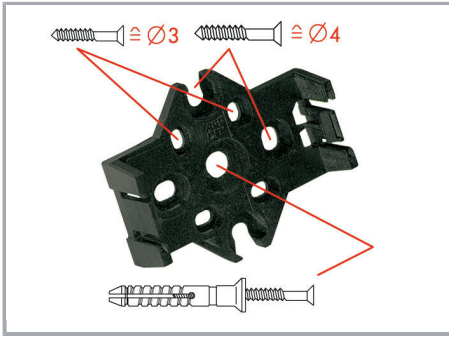
### Compliance Search

Environmental Product Compliance 770-618 3-way distribution connector; 5-pole; Cod. I; 1 input; 3 outputs; blue		URL	Download
--	--	-----	----------

## Installation Notes

### Installation

Subject to changes. Please also observe the further product documentation!




Mounting plates can be secured using commercially available screws or nail-drive anchors.



The distribution connectors snap together when attached to the mounting plate.



To release the distribution connector, unlock the latch using a screwdriver.



All distribution connector connections are locked and protected against accidental disconnection directly after mating. Locking of any connection is released using a screwdriver, even if all connections are used.

## Product family

*WINSTA*® MIDI

[Show all products from the family](#)

Subject to changes. Please also observe the further product documentation!

WAGO Corporation  
Germantown, WI 53022  
Phone: 1-800-DIN-RAIL (346-7245) | Fax: (262) 255-6222  
Email: [info.us@wago.com](mailto:info.us@wago.com) | Web: [www.wago.us](http://www.wago.us)

Do you have any questions about our products?  
We are always happy to take your call at (262) 255-6222 or 1 800-DIN-RAIL.